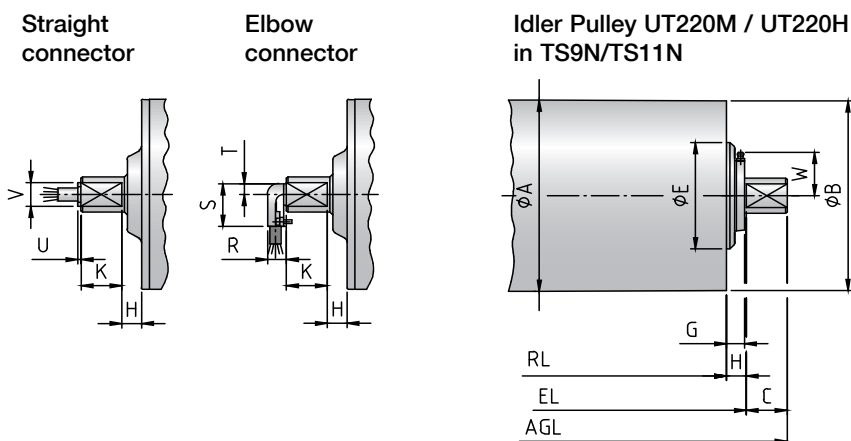
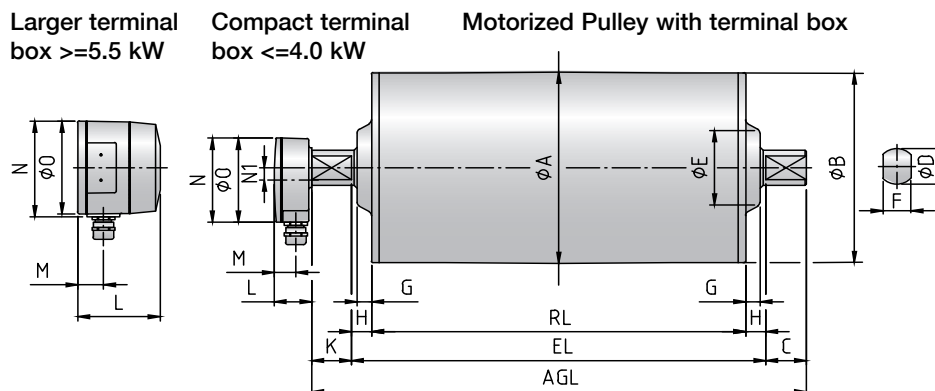
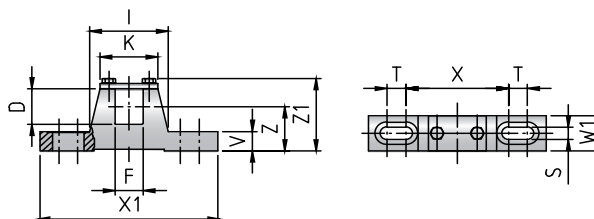


Motorized Pulley 220M & 220H, Ø 216 mm



Type	Motorized Pulley or Idler Pulley (UT)											Compact terminal box <4.0 kW				Larger terminal box >5.5 kW				Straight connector <4.0 kW		Elbow connector <4.0 kW		
	A	B	C	D	E	F	G	TS9/11	H	K	W	L	M	N	N1	L	M	N	O	U	V	R	S	T
mm	mm	mm	mm	mm	mm	mm	mm	mm	mm	mm	mm	mm	mm	mm	mm	mm	mm	mm	mm	mm	mm	mm	mm	
220M & 220H	216	214.5	43.5	40	100	30	15.5	19.5	21.5	41.5	-	41	24	95	14	87	27	107	105	4	27	20	48	12
UT220M & UT220H	216	214.5	43.5	40	100	30	15.5	22.5	21.5	-	52	→ Idler Pulley shown in TS9N/TS11N version with re-greasable seals												

Mounting brackets KL41-HD



Motorized Pulleys Type	Material	Bracket description	Dimensions													Weight kg
			D	F	I	K	S	T	V	W1	X	X1	Z	Z1		
mm	mm	mm	mm	mm	mm	mm	mm	mm	mm	mm	mm	mm	mm	mm	mm	
220M & 220H	Steel	KL41-HD	40	30	84	62	14	20	22	40	110	190	50	83	2.1	